

Contents

1. Introduction	2
Features:	2
Specifications :	3
2. Installation	5
Package Contents :	5
Installation Procedures for Windows 98	6
Installation Procedures for Windows ME & Windows 2000	10
Connecting IEEE 1394 devices to PCI 1394 Host Adapter	12
Installation Example for Mini DV Camcorder	13
Installation Example for Storage Device	14
3. Question and Answer	15

1. Introduction

Features:

-
-
-
-
-
-



Specifications :

Host Interface :



IEEE 1394 Interface



Connectors :



Operating Temperature :



Operating Humidity :



PC Card Dimensions :



System Requirements :



Operating System :



2. Installation

Package Contents :

-
-
-
-
-



MGI Video Wave III Video editing software



Note1394 User's Manual



Note 1394 PC Card

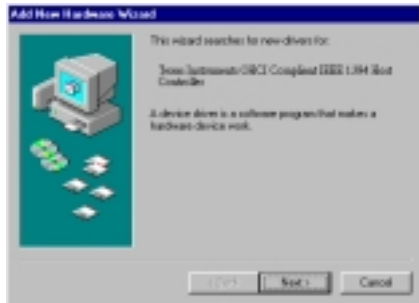
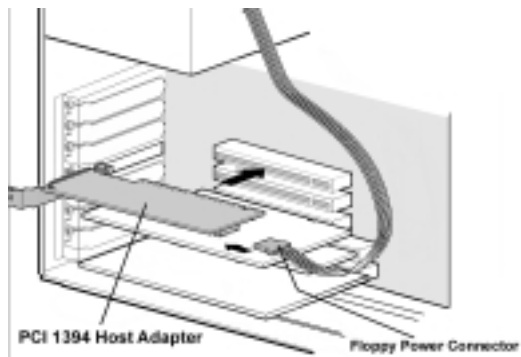


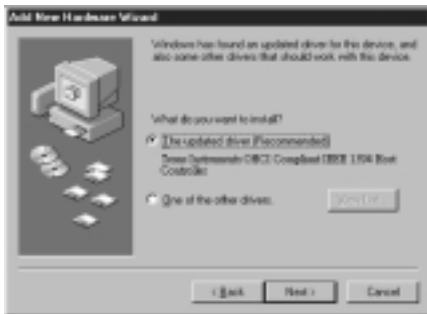
6-pin to 6-pin IEEE1394 Cable

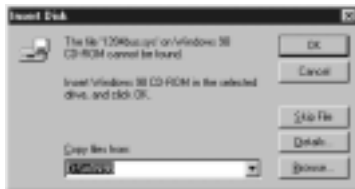
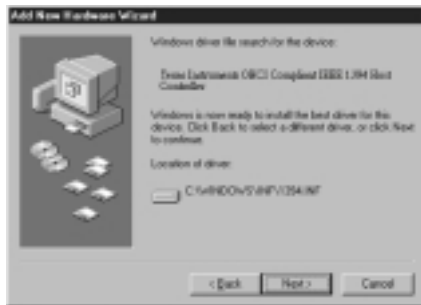


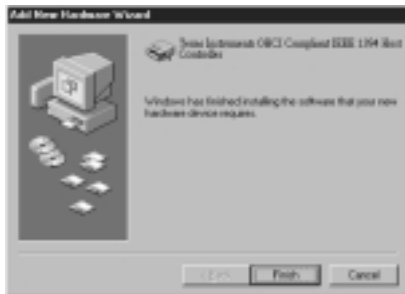
6-pin to 4-Pin IEEE1394 Cable

Installation Procedures for Windows 98



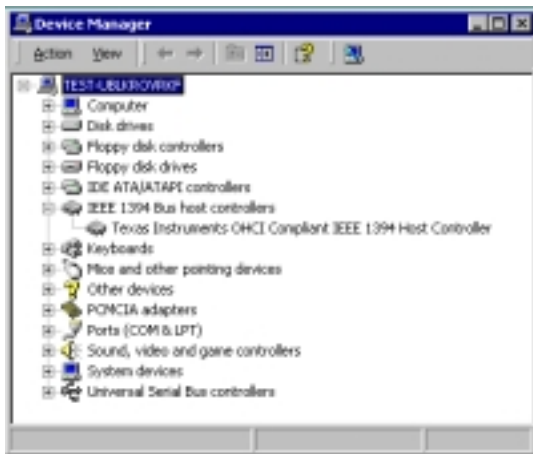




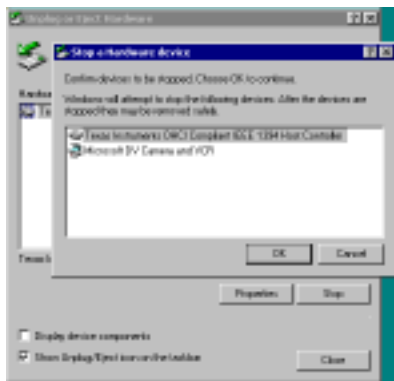


Installation Procedures for Windows ME & Windows 2000





Installation Example for Mini DV Camcorder



Installation Example for Storage Device



3. Question and Answer

